

Sustainable MPS on Platform

Cautious Portfolio on Platforms

31 March 2024

Key Information

Launch Date: 30 September 2011

Benchmark: ARC Balanced PCI*

Yield: 2.4% per annum

Evelyn Partners Fee†: 0.20%

Ongoing Charges Figure (OCF): 0.53%

Transaction cost (estimated): 0.20%

Risk Ratings †



Investment Team



Lead Portfolio Manager

Geneva Banzky von Ambroz (left)

Geneva is Lead Manager of the Sustainable Central Investment Propositions (Sustainable Evelyn Active Portfolios and Sustainable Managed Portfolio Service), and co-manager of the Active Managed Portfolio Service and Defensive Growth Fund. She holds a BA (Hons) degree in Politics from Durham University, is a CAIA Charter holder, a Chartered Fellow of the CISI, and has passed both the CFA Certificate in ESG Investing and the CFA Certificate in Climate and Investing.

Deputy Portfolio Manager

David Merriam (centre)

David has 8 years of investment experience at the firm. Previously he worked for Accenture in the financial services consultancy division. He holds the Chartered Financial Analyst (CFA) certification, the CFA Certificate in ESG Investing and the CISI Masters in Wealth Management. David leads the research coverage on Infrastructure and Renewables alongside Geneva, as well as Specialist Credit and Utilities stocks.

Assistant Portfolio Manager

Philippa Douglas (right)

Pippa joined Evelyn Partners in 2019. She is a member of the Responsible collectives team, leading coverage of Environmental strategies, and a sector specialist covering Health Care and Technology stocks. Pippa holds the CISI Masters in Wealth Management, the CFA Certificate in ESG Investing and an MSc (with Merit) in Investment Management from Bayes Business School, having graduated with a BA (Hons) in English Literature from UCL.

About Evelyn Partners

Evelyn Partners is an award-winning investment company that builds on a heritage of more than 180 years. Our clients include private individuals, families, charities and professionals, and we are trusted to manage over £59.1 billion¹ on their behalf.

At Evelyn Partners, our focus is to preserve and grow the real value of our client assets after inflation and fees.

Investment Approach

The Sustainable Managed Portfolio Service is a range of actively managed investment portfolios, designed to give investors direct access to the ideas generated by the Evelyn Partners investment process. With six different strategies, each portfolio is linked to our sophisticated risk profiling process to ensure investors have exposure to the optimal blend of available asset classes. Drawing on the expertise of our extensive internal research resource and overseen by a dedicated team of the firm's most senior investment professionals, each is periodically re-balanced to meet a range of clearly articulated inflation plus return targets.

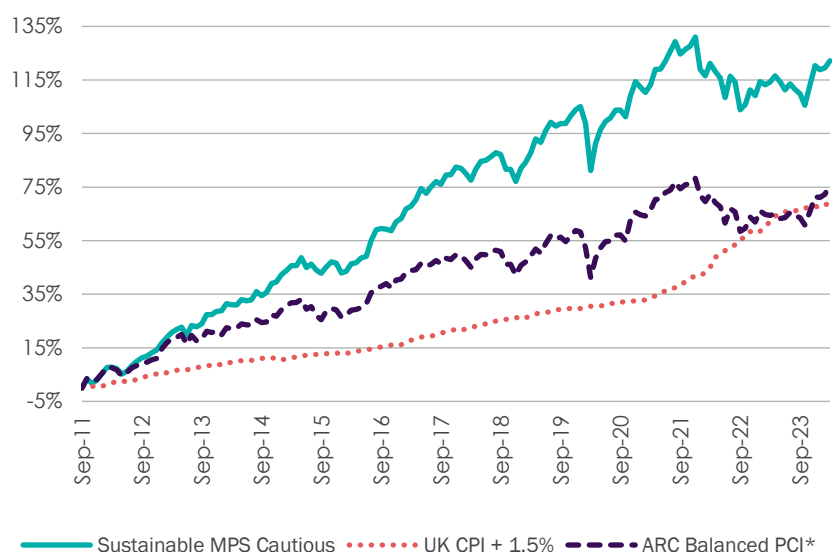
Our sustainable criteria, which seeks to avoid the traditional "sin" sectors and to invest in companies that demonstrate Environmental Social and Governance (ESG) and sustainability credentials, is determined by our Sustainable Portfolio Manager, Geneva Banzky von Ambroz.

Investment objective

The Cautious portfolio aims to achieve, over the long term, an investment return of capital growth via a multi-asset portfolio of investments which in aggregate demonstrate Environmental, Social and Governance (ESG) and sustainability credentials. The portfolio can invest across most asset classes.

Cautious portfolio is appropriate for an investor who is comfortable with low volatility of returns, typically having around 40% of their portfolio invested in equities, and who is able to tolerate a loss of up to 12.5% of the value of their portfolio in any one year. This percentage loss is based on what might be reasonably expected 95% of the time. The projected annualised rate of return over the longer term is the Consumer Price Index (CPI) +1.5%.

Performance Since Launch**



12 Months Rolling Performance** (%)

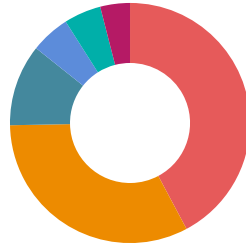
1 year to the end of:	Mar 24	Mar 23	Mar 22	Mar 21	Mar 20
Sustainable MPS Cautious	3.8	-3.2	3.7	17.7	-3.5
UK CPI + 1.5%	4.2	11.7	8.6	2.2	3.0
ARC Balanced PCI*	7.3	-4.5	3.5	17.9	-5.4

Past performance, or any yields quoted, should never be considered a reliable indicator of future returns.

Top Ten Holdings

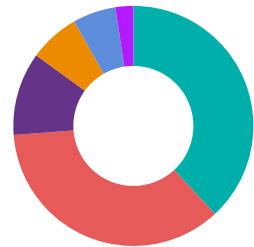
Holding	
VANGUARD U.S. GOVT BD IDX £ H DIST	11.5%
VONTOBEL TWENTYFOUR SUST S/T BD	6.5%
SCHRODER GLOBAL SUST VAL EQ Q1DIS	6.5%
AEGON GLB SHRT DTD CLMT	6.3%
DOLLAR GBP HEDGED	5.8%
ROYAL LONDON SUSTAINABLE LEADERS	4.5%
BAILLIE GIFFORD RSPNB GLB EQ INC B	4.5%
JUPITER RESPONSIBLE INC U2 INC	4.3%
STEWART INV ASIA PAC SUSTNBY B GBP	4.3%
CT RESPONSIBLE GLOBAL EQUITY B ACC	4.0%

Asset Allocation



Equities	42.2%
Bonds	32.5%
Property	11.0%
Cash	5.3%
Absolute Return	5.0%
Gold	4.0%

Geographic Equity Allocation



US Equity	38.1%
UK Equity	35.7%
Asia Pacific ex Japan Equity	11.2%
Global Emerging Equity	6.8%
Europe ex UK Equity	5.8%
Japan Equity	2.4%

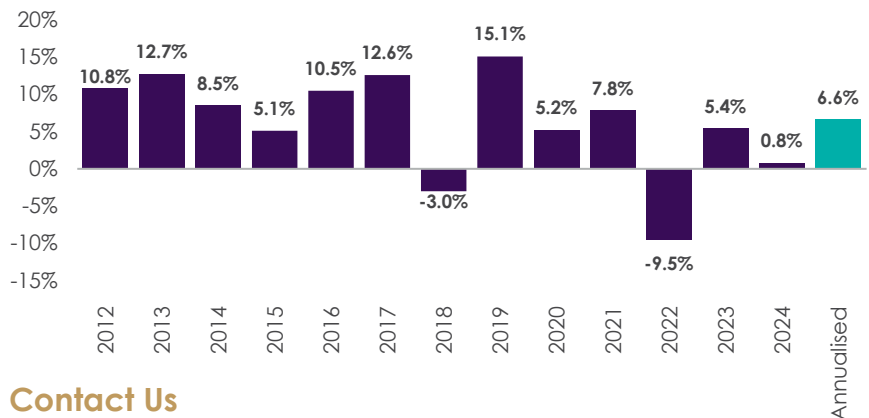
Our Platform Partners

The Sustainable Managed Portfolios are available on the following platforms.



These logos belong to the relevant companies.

Calendar Year Returns***



Contact Us

Please contact your financial adviser for more information.

www.evelyn.com

IFAServices@evelyn.com  

Important Information

The value of investments and the income from them may go down as well as up. You may not get back the amount you invest. Past performance, or any yields quoted, should never be considered a reliable indicator of future returns.

When investments are made in overseas securities, movements in exchange rates may have an effect on the value of that investment. The effect may be favourable or unfavourable. Please note that bond funds may not behave like direct investments in the underlying bonds themselves. By investing in bond funds the certainty of a fixed income for a fixed period with a fixed return of capital are lost. Different funds carry varying levels of risk depending on the geographical region and industry sector in which they invest. You should make yourself aware of these specific risks prior to investing. Targeted absolute return funds do not guarantee a positive return and you could get back less than you invested, much like any other investment. Additionally, the underlying assets of targeted absolute return funds generally use complex hedging techniques through the use of derivative products. Funds which invest in specific sectors may carry more risk than those spread across a number of different sectors. In particular, gold, technology and other focused funds can suffer as the underlying stocks can be more volatile and less liquid. The property market can be illiquid; consequently, there can be times when investors will be unable to sell their holdings. Property valuations are subjective and a matter of judgement.

All data as at 31 March 2024 and rounded to nearest 0.1%. *This benchmark has been displayed for comparative purposes only and is not a benchmark for the Portfolio. Each Sustainable Managed Portfolio has a benchmark of UK CPI. **All performance figures are net of underlying fund fees but do not include Evelyn Partners Investment Management Fee of 0.20%. *** The calendar year returns performance shown for the Cautious Portfolio for 2011 is from launch on 30 September 2011 to 31 December 2011, the performance shown for 2024 is to 31 March 2024 and the annualised performance shown is from the launch on 30 September 2011 to 31 March 2024. Source: Evelyn Partners Asset Management Limited and Morningstar. +The Yield is calculated from the weighted average yields of underlying funds as at 31 March 2024 sourced from Morningstar. ++The Ongoing Charge Figures (OCF) and Transaction Costs are based on the weighted average costs of the underlying holdings as at 31 March 2024 sourced from Morningstar. ¹ As at 31 December 2023. ²The fee of 0.20% is the fee Evelyn Partners receives for our services. The effect of this fee on the portfolio's performance would be to reduce the capital returns of the portfolio. It does not include platform fees, adviser charges or fees for the underlying funds. The Model Portfolio on Platforms invest into other Collective Investment Schemes, for each of which there is the Fund Manager's annual management charge and other expenses. These third party costs will vary between these funds but will normally range between 0.65% - 0.82%.

†Dynamic Planner risk scores based on their assessment of the model data as at 31 December 2023. Defaqto risk scores based on their assessment of the model data as at 30 September 2023. FinaMetrica risk scores based on their assessment of the model data as at 31 August 2023. Oxford Risk profiling Score Mappings based on their annual assessment of our data as at 30 June 2023. Synaptic Risk Ratings are based on their assessment of the models data on 31 December 2023. EValue Risk Ratings are based on their assessment of the portfolio data over a 5 year time horizon as at 31 December 2023. No recommendation should be made solely on the basis of these scores, and additional research should be undertaken for any case. This service is intended for use by investment professionals only. Dynamic Planner, Defaqto, FinaMetrica, Oxford Risk, EValue, and Synaptic Risk are independent financial research and software companies specialising in rating, comparing and analysing financial products and funds. There can be no assurance that any portfolio will achieve its investment objective. This document contains information believed to be reliable but no guarantee, warranty or representation, express or implied, is given as to their accuracy or completeness. This is neither an offer nor a solicitation to buy or sell any investment referred to in this document. Evelyn Partners Investment Management Services Limited documents may contain future statements which are based on our current opinions, expectations and projections. Evelyn Partners Investment Management Services Limited does not undertake any obligation to update or revise any future statements. Actual results could differ materially from those anticipated. Appropriate advice should be taken before entering into transactions. No responsibility can be accepted for any loss arising from action taken or refrained from based on this publication. In relation to this profile, Evelyn Partners Investment Management Services Limited is unable to assess or provide advice on the suitability of this profile for individual circumstances. No consideration has been given to the suitability of any investment profile for the particular needs of any recipient. Evelyn Partners Investment Management Services Limited will not be responsible to any other person for providing the protections afforded to retail investors or for advising on any investment, as a result of using this information.